



Balamory Easter Eggs



You will need

Print-out
Toilet tubes
Coloured pens
or pencils
Glue
Printable page
Boiled egg or
eggs
Safety scissors
Wool

1




Hard boil an egg for 10 minutes or eggs if you're making more than one. You must ask a grown up to help you with this.



Remember to ask a grown-up for help

2



Allow the eggs to cool.

3



Print off the printable page (below) and then cut round the shapes. You might want to colour them in too!

4



Ask a grown up to help cut a toilet tube in half.



Balamory Easter Eggs



5



Glue your 'outfit' onto the outside of the toilet tube.

6



Draw a face onto your egg using a felt-tip pen.

7



Add wool to make hair.

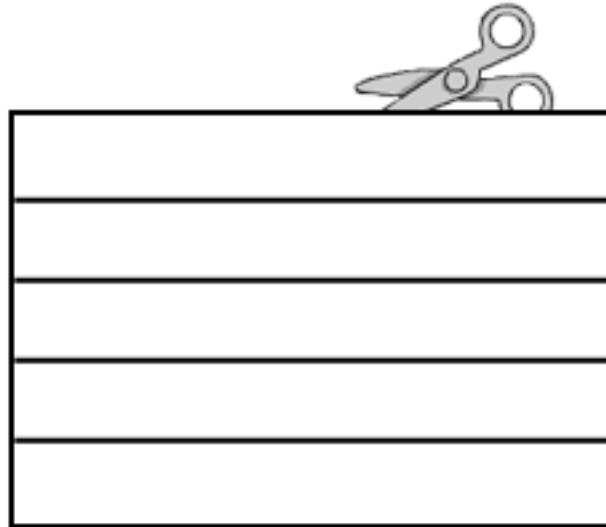
8




Pop the egg into its 'outfit' to complete your wonderful Balamory egg.

Balamory Easter Eggs

Miss Hoolie



Archie



Josie Jump

