



Postman Pat

Party Invitation




You will need

Print-out
Scissors
Glue



Remember to ask
a grown-up for help

1



Print out your party invite, then carefully cut around out using your scissors.

2



Fold in the red sides using the dotted lines as markers where to fold.

3



Fold up the dotty bottom triangle again using the dotted lines as markers where to fold.

4




Carefully glue the overlap of the dotty bottom triangle to the red side ones, sticking them together.

5



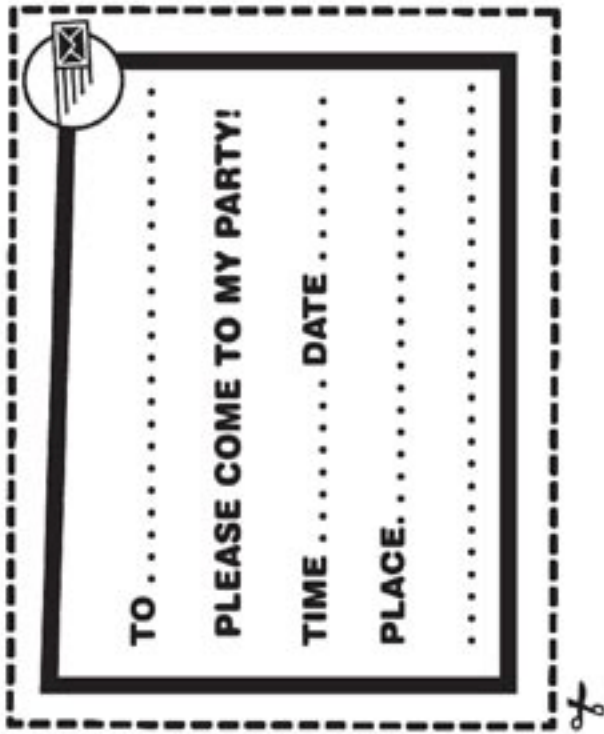

Cut out invite and place it in the envelope you've made.



© 2013 W.A.L. Original writer John Cunliffe. Lic. RMG plc.



Postman Pat - Colour In Party Invitation



© 2013 W.A.L. Original writer John Cunliffe. Lic. RMG plc.