



Let's Celebrate **Diwali Lantern**



You will need

A4 yellow paper
Glue
Scissors




Remember to ask
a grown-up for help

1



Fold the yellow paper in half.

2



With help from a grown-up, cut slits
across the paper using a pair of
scissors leaving 4cm gaps at the top.

3



Unfold the piece of paper to see the
full length lantern design.



Let's Celebrate **Diwali Lantern**




4




Place glue down on one of the shorter sides, making sure the paper is the 'right' side up.

5



Roll the paper into a cylinder shape and lightly press down the glued side to hold the lantern in place.

6



To make the handle, cut a strip of paper out and glue the ends to the top of the lantern.